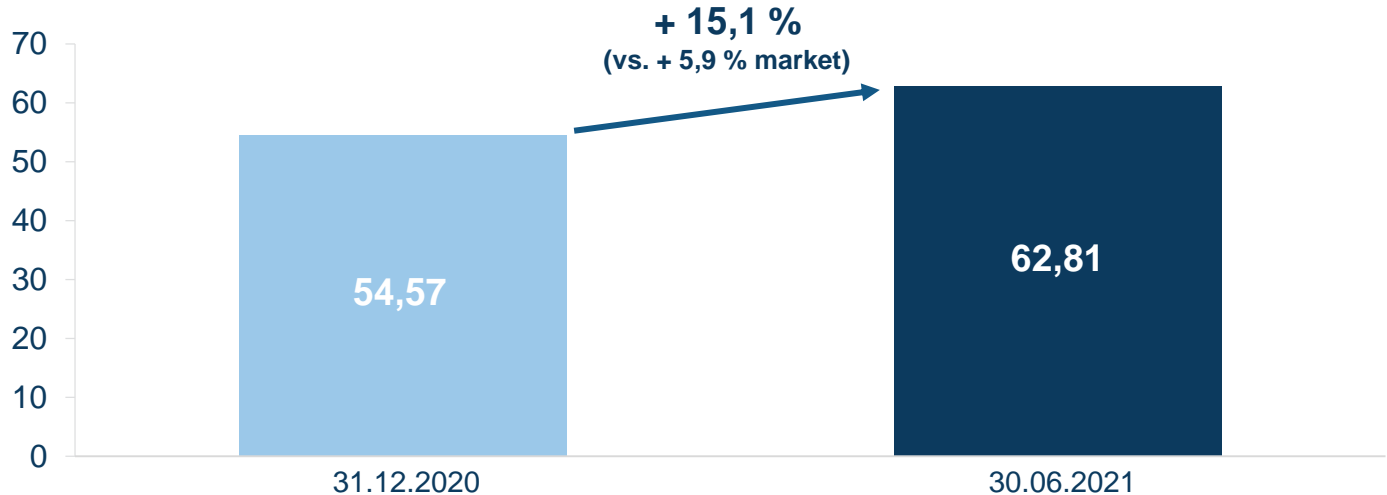


BVI Depository Statistic 1/3

Depository Germany total (in bn EUR)

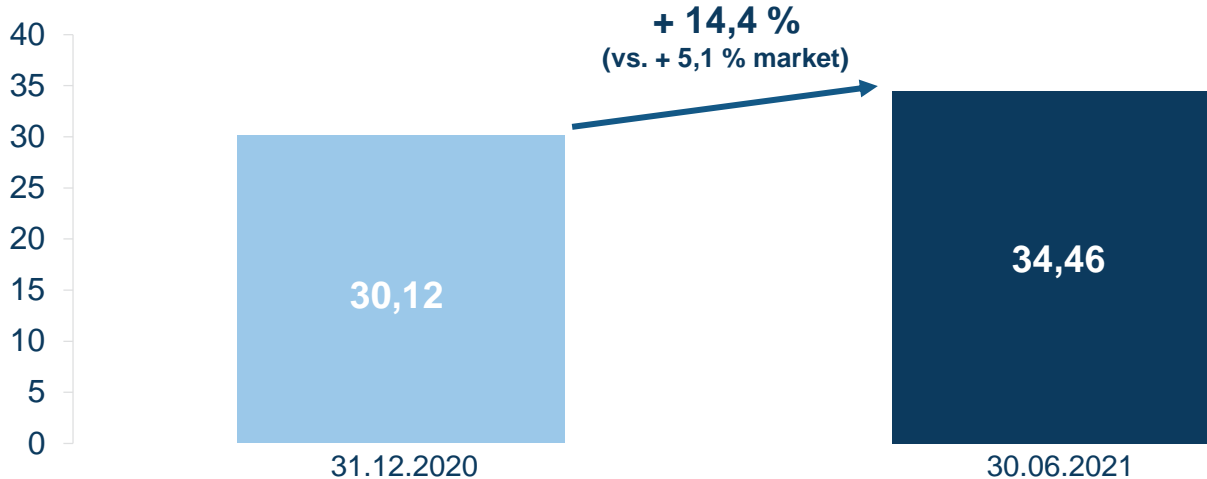


Depository ranking total*

No.	Depository	Bn. EUR	6 months
1	BNP Paribas Securities Services S.C.A	711,70	=
2	State Street Bank International GmbH	353,68	=
3	HSBC Trinkaus & Burkhardt AG	310,02	=
4	DZ BANK AG	299,33	=
5	J.P. Morgan AG	207,06	=
6	DekaBank Deutsche Girozentrale	184,85	=
7	Landesbank Baden-Württemberg	138,37	=
8	The Bank of New York Mellon SA/NV	96,99	=
9	CACEIS Bank S.A., Germany Branch	76,26	=
10	Landesbank Hessen-Thüringen Girozentrale	63,09	=
11	Hauck & Aufhäuser Privatbankiers AG	62,81	=

BVI Depository Statistic 2/3

Depository Real Assets (in bn EUR)

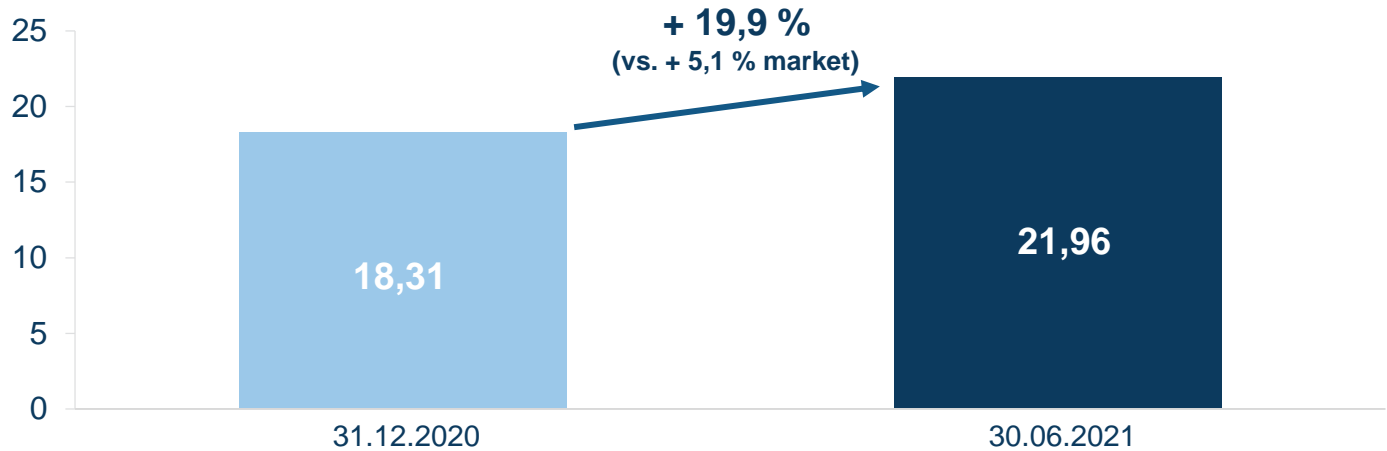


Depository Real Assets*

No.	Depository	Bn. EUR	6 months
1	DZ BANK AG	61,55	=
2	CACEIS Bank S.A., Germany Branch	55,52	=
3	DekaBank Deutsche Girozentrale	44,67	=
4	Hauck & Aufhäuser Privatbankiers AG	34,46	+1
5	BNP Paribas Securities Services S.C.A	31,67	-1
6	M.M.Warburg & CO (AG & Co.) KGaA	27,01	+1
7	State Street Bank International GmbH	26,1	-1

BVI Depository Statistic 3/3

Depository open-ended mutual funds (in bn EUR)



Depository Mutual funds*

No.	Depository	Bn. EUR	6 months
1	State Street Bank International GmbH	172,88	=
2	DZ BANK AG	120,86	=
3	DekaBank Deutsche Girozentrale	83,92	=
4	Hauck & Aufhäuser Privatbankiers AG	21,96	=
5	DONNER & REUSCHEL AG	14,86	=
6	The Bank of New York Mellon SA/NV	13,00	=
7	BNP Paribas Securities Services S.C.A	10,65	=